

UC MSCI European Green Bond EUR UCITS ETF

April 2022

WKN: A2N8AW
ISIN: LU1899270539

Listing information

Exchange	Ticker	Trading currency	Trading hours	iNAV code	Bloomberg code	Reuters code
Deutsche Boerse – XETRA	ECBI	EUR	9.00 a.m. – 5.30 p.m. CET	ECBIEURINAV=SOLA	ECBI GY Equity	ECBI.DE

Key fund facts

Inception date	20 November 2018	Fund type	UCITS (FCP)
Replication method	Optimised – sampling	Fund domicile	Luxembourg
Fund currency	EUR	All-in fee	0.35% p.a.
Use of income	Accumulating	Unit value (NAV)	EUR 94.70 (29 April 2022)

INVESTMENT OBJECTIVE

The objective of the UC MSCI European Green Bond EUR UCITS ETF (under this section the “sub-fund”) is to track the performance of the Bloomberg Barclays MSCI European Green Bond Issuer Capped EUR Index (the “Index”), representative of the performance of the European EUR denominated Green Bond market. There can be no assurance that the sub-fund will achieve its investment objective.

DESCRIPTION OF THE REFERENCE INDEX

The Index aims to provide exposure to the performance of European Green Bonds denominated in Euro with an investment grade rating. Green Bonds are any type of bond instrument where the proceeds will be exclusively applied to finance or re-finance, in part or in full, new and/or existing eligible Green Projects and which are aligned with the four core components of the Green Bond Principles.

For the Bloomberg Barclays MSCI Green Bond Index, securities are independently evaluated by MSCI ESG Research along four dimensions to determine whether a fixed-income security should be classified as a green bond. These eligibility criteria reflect themes articulated in the Green Bond Principles and require clarity about a bond’s family:

1. Stated use of proceeds;
2. Process for green project evaluation and selection;
3. Process for management of proceeds; and
4. Commitment to ongoing reporting of the environmental performance of the use of proceeds.

Both self-labeled green bonds and unlabeled bonds will be evaluated using these criteria for potential index inclusion. So long as projects fall within an eligible MSCI ESG Research green bond category and if there is sufficient transparency on the use of proceeds, a bond can be considered for the index even if it is not explicitly marketed as green.

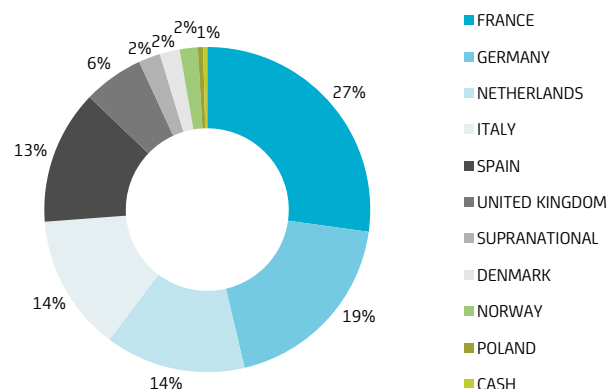
PORTFOLIO STATISTICS

Portfolio sensitivities as of 29 April 2022

Number of constituents	36
Average Rating	A
Average Yield	1.83%
Average Coupon	0.93%
Modified Duration	8.47

<https://www.msci.com/documents/10199/123a2b2b-1395-4aa2-a121-ea14de6d708a>

Portfolio Country allocation as of 29 April 2022

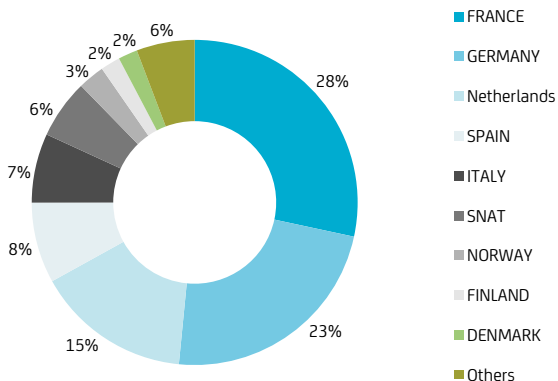


INDEX STATISTICS

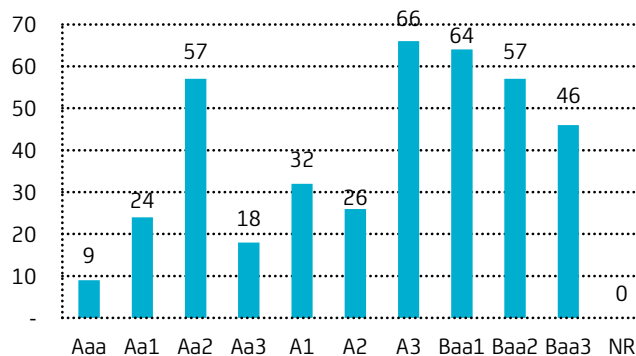
Index sensitivities as of 29 April 2022

Number of constituents	399
Average Rating	A+
Average Yield	1.89%
Average Coupon	0.79%
Duration	8.43
Market Capitalization	EUR 404.34 bn
Countries	15
Industries	17

Index Country allocation as of 29 April 2022



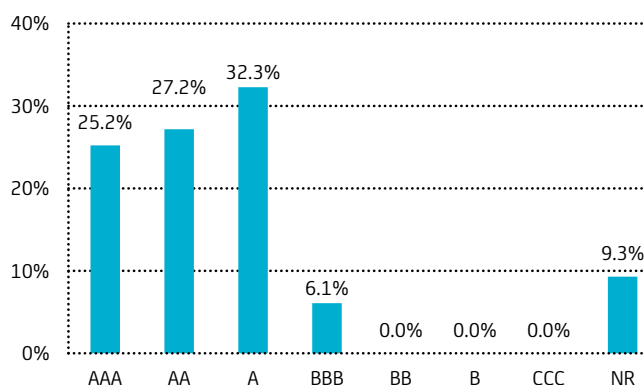
Index Rating⁵ allocation as of 29 April 2022



Top 10 Holdings

ISIN	Security	% Weight
FR0013234333	FRTR 1 3/4 06/25/39	5.74
IT0005438004	BTPS 1 1/2 04/30/45	2.88
NL0013552060	NETHER 0 1/2 01/15/40	2.65
DE0001030708	DBR 0 08/15/30	2.12
FR0014002JM6	FRTR 0 1/2 06/25/44	1.97
DE0001030732	DBR 0 08/15/31	1.70
XS2209794408	KFW 0 09/15/28	1.58
ES0000012J07	SPGB 1 07/30/42	1.40
DE0001030716	OBL 0 10/10/25	1.39
DE0001030724	DBR 0 08/15/50	1.27
		22.69

Index ESG Rating¹ as of 31 July 2019



ESG Index Scores by vigeo eiris¹



MSCI Score



OPPORTUNITIES

- Participation of the performance of the European EUR denominated Green Bond market with a single investment.
- Broadly diversified index with individual issuer limits of 8% of the index capitalisation.
- Regular rebalancings in order to reflect market changes.
- Exchange traded investment with high liquidity under normal market conditions.
- No issuer risk as ETF assets are segregated from the management company Structured Invest S.A.
- A Tracking Error under normal market conditions will remain below 1.00% per annum.

RISKS & OTHER NOTICES

- No guarantee that investment objectives will be achieved. Losses of value up to total loss can occur.
- The investment objective may not be reached due to unforeseen market events which may impact the index calculation and an efficient physical replication.
- ETFs are tracking instruments. Their risk profile is similar to a direct investment in the underlying index.
- Issues in the Reference Index are mainly EUR denominated and issues denominated in other currencies are not hedged.

Further information on the ETF can be found at: www.structuredinvest.lu

¹Based on vigeo eiris report dated 31 July 2019

²A company's energy transition strategy highlights its ability to adapt its business model and manage the risks and opportunities of its business sector in order to move towards a low-carbon economy.

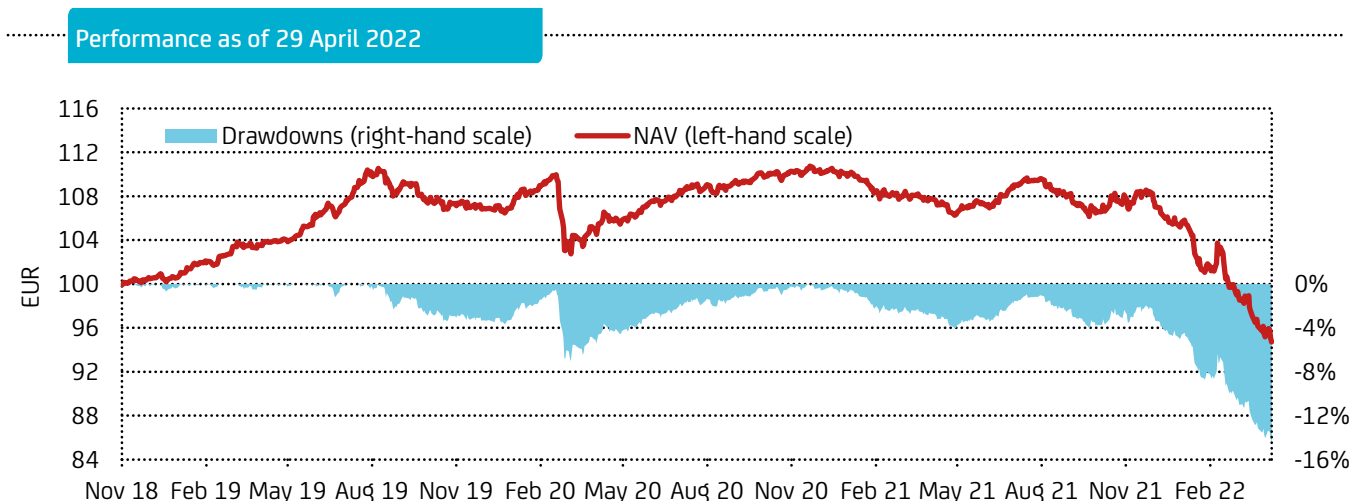
³Carbon intensity: Sum of companies' emissions normalised per million of turnover and weighted by their weight in the portfolio. Carbon intensity weighted by ratio of Sovereign and ex sovereign securities

⁴Financed emissions per millions: Total financed emissions, normalised by million invested

⁵Based on S&P's rating definitions: www.standardandpoors.com

PERFORMANCE AND RISK MEASURES

The chart below shows the performance and the drawdowns of the fund since inception⁶.



Observation period: 20 November 2019 – 29 April 2022. Source: UniCredit Bank AG. Fund performance including all fees on fund level is calculated in accordance with the BVI method (www.bvi.de). Sales fees, if any, are not considered. Drawdowns (blue area) at any given time relate to the then valid all-time high since inception of this unit class. Historical analyses are not a reliable indicator of future performance.

Performance as of 29 April 2022

	Jan.	Feb.	Mar.	April	May	June	July	Aug.	Sept.	Oct.	Nov. ⁶	Dec.	YTD ⁷	Since inception
2018											0.28%	0.28%		0.56%
2019	0.93%	0.24%	1.93%	0.14%	0.58%	1.95%	1.69%	1.87%	-1.10%	-1.11%	-0.40%	-0.96%	5.84%	6.43%
2020	2.04%	0.55%	-4.71%	2.21%	-0.16%	1.06%	1.12%	-0.43%	0.91%	0.71%	0.18%	0.06%	3.62%	10.28%
2021	-0.44%	-1.65%	-0.19%	-0.54%	-0.19%	0.36%	1.72%	-0.53%	-1.40%	-0.48%	1.11%	-1.30%	-3.51%	6.41%
2022	-1.64%	-2.64%	-2.94%	-4.25%									-11.00%	-5.30%

Observation period: 20 November 2018 – 29 April 2022. Source: UniCredit Bank AG. Fund performance including all fees on fund level is calculated in accordance with the BVI method (www.bvi.de). Sales fees, if any, are not considered. Historical analyses are not a reliable indicator of future performance.

The table below on the left shows performance and risk measures. The table on the right shows the five largest drawdowns recorded since inception⁶ and the period of time until the losses had been recovered. The maximum drawdown to date was -8.75% and was not yet recovered.

Return and risk measures as of 29 April 2022		Largest 5 drawdowns as of 29 April 2022				
Return p.a. since inception	-1.57%	Max. loss	Trading days until recovery	from	to	
Months with positive performance	52.38%	1	-14.48%	n/a	29.04.2022	n/a
Volatility ⁸ since inception	4.21%	2	-7.06%	181	25.03.2020	11.12.2020
Sharpe Ratio ⁹ since inception	negative	3	-1.19%	8	12.07.2019	24.07.2019
Sortino Ratio ¹⁰ since inception	negative	4	-0.70%	12	08.01.2019	24.01.2019
		5	-0.33%	5	12.12.2018	19.12.2019

The following applies to both tables: Observation period: 20 November 2018 – 29 April 2022. Source: UniCredit Bank AG. Historical analyses are not a reliable indicator of future performance.

⁶Data based on the inception date of the fund on 20 November 2018.

⁷YTD (year-to-date) means the period extending from the beginning of the year to the current date.

⁸A measure of risk based on the annual standard deviation of the fund on basis of daily returns.

⁹A measure of excess return of the fund (above risk-free rate) per risk unit.

¹⁰A measure of excess return of the fund (above risk-free rate) per risk unit, which only considers negative returns.

At a glance (as of 29 April 2022)¹¹

Fund name	UC MSCI European Green Bond EUR UCITS ETF
Umbrella fund name	SI UCITS ETF
Fund type	UCITS (FCP)
Management company	Structured Invest S.A.
Index sponsor	MSCI ESG Research LLC
Custodian bank	CACEIS Bank, Luxembourg Branch
Fund currency	EUR
Business days	Each Reference Index Calculation Day where the TARGET2 system as well as banks and financial institutions are generally open for business in Luxembourg, except for 24 and 31 December of each year
Fiscal year	1 January – 31 December
Distribution countries	Germany, Italy, Luxembourg, Austria
Eligible for fund of funds	Yes
Fund volume	EUR 17,993,310.46
	Unit class
WKN (German securities no.), ISIN	A2N8AW, LU1899270539
Inception date	20 November 2018
Use of income	Accumulating
Initial unit value	EUR 100.–
Unit value (NAV)	EUR 94.70
All-in fee	0.35% p.a.
Index name	Bloomberg Barclays MSCI European Green Bond Issuer Capped EUR Index
Index ticker	I33869EU

¹¹This overview is not complete. Detailed information on the terms and conditions of the Fund, in particular on the investment policy, fees and expenses is provided in the prospectus.

Contact details

	Austria, Germany, Luxembourg	Italy
Phone	+49 89 378-17585	+39 02 8862-0660
E-mail	etf.advisory@unicredit.de	andrea.manciocco@unicredit.eu

This publication is presented to you by:

Corporate & Investment Banking
UniCredit Bank AG
Arabellastr. 12
D-81925 Munich

Important notice

All information is provided to assist you in your independent investment decision. The information provided is no substitute for inquiries and advice from your advisor, and does not constitute a personal recommendation by the management company Structured Invest S.A. that established the fund or the sales office. This fund information document supplements the information provided in the Key Investor Information Document (KIID). Only the information provided in the Key Investor Information Document, prospectus and current annual and semi-annual reports is binding. These documents may be downloaded from www.structuredinvest.lu or requested free of charge from Structured Invest S.A, 8-10 rue Jean Monnet, L-2180 Luxembourg.

Please refer to the prospectus for information on data protection. This information is not intended for natural or legal persons whose place of residence or registered office is subject to a foreign legal system that imposes restrictions on the dissemination of information of this kind. In particular, this information does not contain either an offer or a solicitation to purchase securities that is directed to citizens of the USA, Great Britain or countries of the European Economic Area in which the requirements for such an offer are not fulfilled. This information is not a financial analysis. Therefore, no guarantee can be given of impartiality that would satisfy the requirements of the law. In addition, there is no prohibition on trading, as there is before a financial analysis is published. Costs incurred when purchasing units of the fund reduce the return on investment.

Index disclaimer

This fund is not sponsored, endorsed, sold or promoted by MSCI ESG Research LLC ("MSCI"), Bloomberg index services limited ("Bloomberg"), or Barclays Bank plc ("Barclays"), any of their affiliates, any of their information providers or any other third party (collectively, the "index parties") involved in, or related to, compiling, computing or creating any Bloomberg Barclays MSCI ESG Index (each, an "index"). The indexes are the exclusive property of the applicable index party. "Bloomberg", "Barclays", "MSCI ESG Research" and the index names are respective trade and/or service mark(s) of Bloomberg, Barclays, MSCI ESG Research, or their affiliates and have been licensed for use for certain purposes by [licensee]. Bloomberg is the benchmark administrator for the index (and MSCI is not the benchmark administrator for the index) under the EU benchmark regulation, the IOSCO principles for financial benchmarks, and any other similar or related regulation, legislation, rules or principles, in any jurisdiction. None of the index parties makes any representation or warranty, express or implied, to the issuer or owners of this fund or any other person or entity regarding the advisability of investing in funds generally or in this fund particularly or the ability of any index to track corresponding stock market performance. MSCI ESG Research, Bloomberg, Barclays, or their affiliates are the licensors of certain trademarks, service marks and trade names and of the indexes which are determined, composed and calculated by Bloomberg and/or MSCI ESG Research without regard to this fund or the issuer or owners of this fund or any other person or entity. None of the index parties has any obligation to take the needs of the issuer or owners of this fund or any other person or entity into consideration in determining, composing or calculating the indexes. None of the index parties is responsible for or has participated in the determination of the timing of, prices at, or quantities of this fund to be issued or in the determination or calculation of the equation by or the consideration into which this fund is redeemable. Further, none of the index parties has any obligation or liability to the issuer or owners of this fund or any other person or entity in connection with the administration, marketing or offering of this fund.

Although the index parties shall obtain information for inclusion in or for use in the calculation of the indexes from sources considered reliable, none of the index parties warrants or guarantees the originality, accuracy and/or the completeness of any index or any data included therein. None of the index parties makes any warranty, express or implied, as to results to be obtained by the issuer of the fund, owners of the fund, or any other person or entity, from the use of any index or any data included therein. None of the index parties shall have any liability for any errors, omissions or interruptions of or in connection with any index or any data included therein. Further, none of the index parties makes any express or implied warranties of any kind, and the index parties hereby expressly disclaim all warranties of merchantability and fitness for a particular purpose, with respect to each index and any data included therein. Without limiting any of the foregoing, in no event shall any of the index parties have any liability for any direct, indirect, special, punitive, consequential or any other damages (including lost profits) even if notified of the possibility of such damages.